








CITY SLICKER/WIZ CHARGING INSTRUCTIONS

 Failure to follow this procedure will cause damage to the charger that will not be covered under your warranty


 First plug charger into 110v wall outlet. Green LED will appear

 Wait 30 seconds for charger to warm up

 After waiting for 30 seconds, plug charger into charging port. Red LED will appear while battery is charging

 Green LED will appear when the battery is full charged

 Unplug charger from battery charging port

 Unplug from 110v wall outlet. LED will stay illuminated momentarily